

CATEGORÍA


REFERENCIA

PUERTAS DE MADERA NATURAL Y MELAMINAS

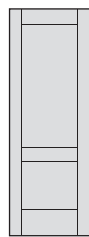
**T800**



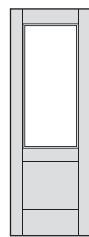
ESQUEMA



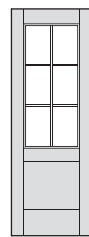
E-T800



T800



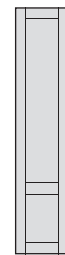
T800-v



T800-6v



FI-T800-3v




AR-T800

## CATÁLOGO DE MADERAS NATURALES



CEDRO



CEREZO



HAYA VAPORIZADA



MAPLE



MUKALI




NOGAL



PINO MELIX



PINO PAÍS



ROBLE



SAPELLY



SAPELLY DIBUJO



WENGUE E.