

CATEGORÍA


REFERENCIA

PUERTAS DE MADERA NATURAL Y MELAMINAS

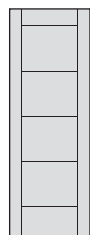
T530



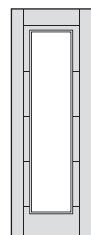
ESQUEMA



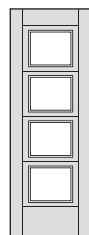
E-T530



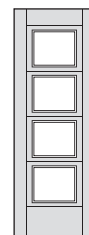
T530



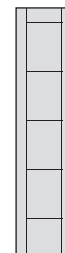
T530-v



T530-4v



T530-4vb




AR-T530

CATÁLOGO DE MADERAS NATURALES



CEDRO



CEREZO



HAYA VAPORIZADA



MAPLE



MUKALI




NOGAL



PINO MELIX



PINO PAÍS



ROBLE



SAPELLY



SAPELLY DIBUJO



WENGUE E.