

CATEGORÍA


REFERENCIA

PUERTAS DE MADERA NATURAL Y MELAMINAS

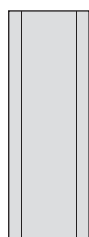
**T230**



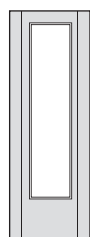
ESQUEMA



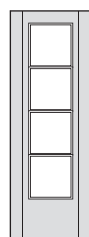
E-T230



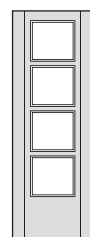
T230



T230-v



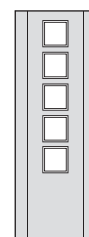
T230-4v



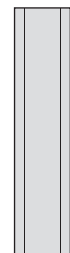
T230-4vb



T230-4vl



T230-5v




AR-T230

## CATÁLOGO DE MADERAS NATURALES



CEDRO



CEREZO



HAYA VAPORIZADA



MAPLE



MUKALI




NOGAL



PINO MELIX



PINO PAÍS



ROBLE



SAPELLY



SAPELLY DIBUJO



WENGUE E.