

CATEGORÍA

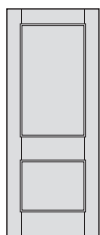
REFERENCIA

PUERTAS DE MADERA NATURAL Y MELAMINAS

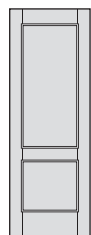
**T2**



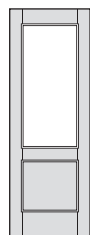
ESQUEMA



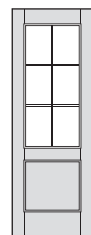
E-T2



T2



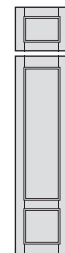
T2-v



T2-6v



FI-T2-3v




AR-T2  
MA-T2

## CATÁLOGO DE MADERAS NATURALES



CEDRO



CEREZO



HAYA VAPORIZADA



MAPLE



MUKALI




NOGAL



PINO MELIX



PINO PAÍS



ROBLE



SAPELLY



SAPELLY DIBUJO



WENGUE E.