

CATEGORÍA

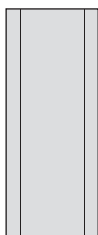
REFERENCIA

PUERTAS DE MADERA NATURAL Y MELAMINAS

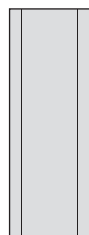
T520



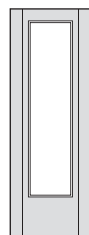
ESQUEMA



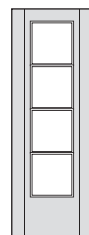
E-T520



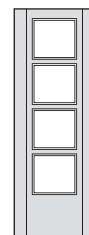
T520



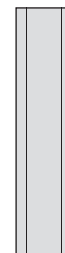
T520-v



T520-4v



T520-4vb




AR-T520

CATÁLOGO DE MADERAS NATURALES



CEDRO



CEREZO



HAYA VAPORIZADA



MAPLE



MUKALI




NOGAL



PINO MELIX



PINO PAÍS



ROBLE



SAPELLY



SAPELLY DIBUJO



WENGUE E.