

CATEGORÍA


REFERENCIA

PUERTAS DE MADERA NATURAL Y MELAMINAS

**T110**



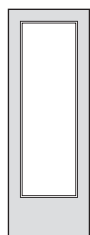
ESQUEMA



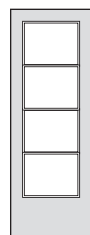
E-T110



T110



T110-v



T110-4v



T110-4vb




AR-T110

## CATÁLOGO DE MADERAS NATURALES



CEDRO



CEREZO



HAYA VAPORIZADA



MAPLE



MUKALI




NOGAL



PINO MELIX



PINO PAÍS



ROBLE



SAPELLY



SAPELLY DIBUJO



WENGUE E.